

Development Rules for 7v7



- Once the opposing team is behind the build out line, the goalkeeper can pass or throw/roll the ball to a teammate (no punting)
- After the ball is put into play by the goalkeeper, the opposing team can cross the build out line and play resumes as normal

Development Rules for 7v7



- The build out line is used to promote playing the ball out of the back in an unpressured setting
- When the goalkeeper has the ball, either during play or from a goal kick, the opposing team should move behind the build out line

© 2014 U.S. Soccer CONFIDENTIAL – Not to be shared without U.S. Soccer approval



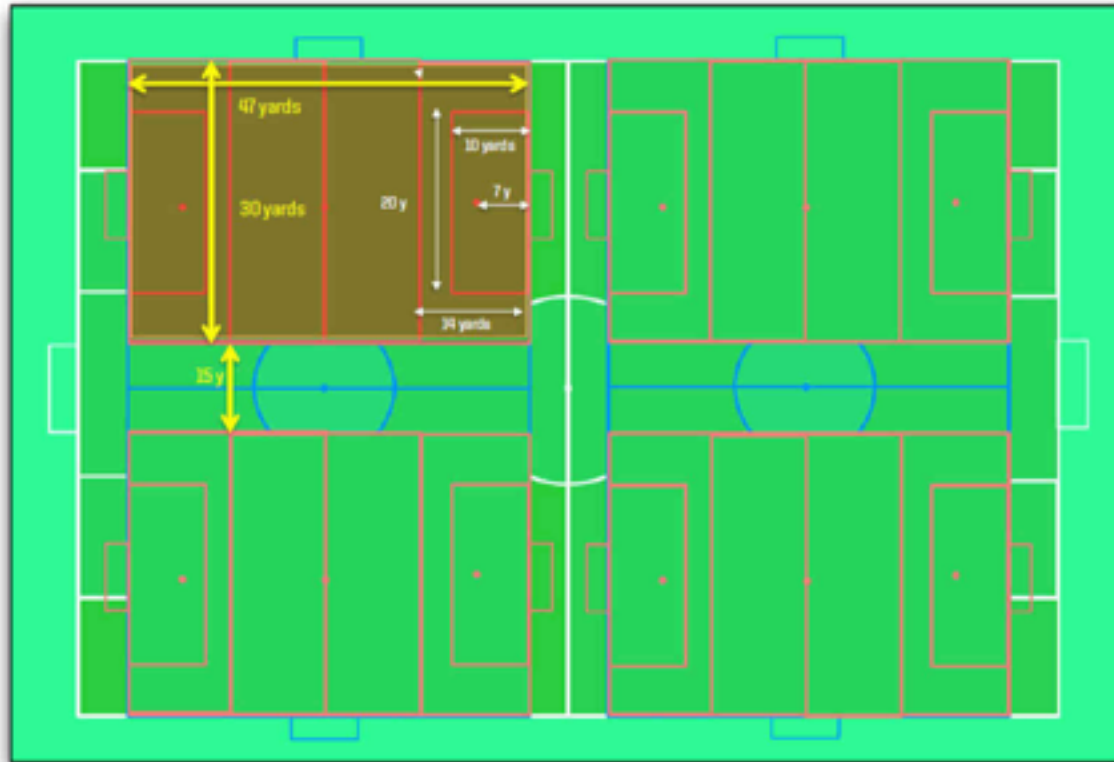
© 2014 U.S. Soccer CONFIDENTIAL – Not to be shared without U.S. Soccer approval

Standards Chart

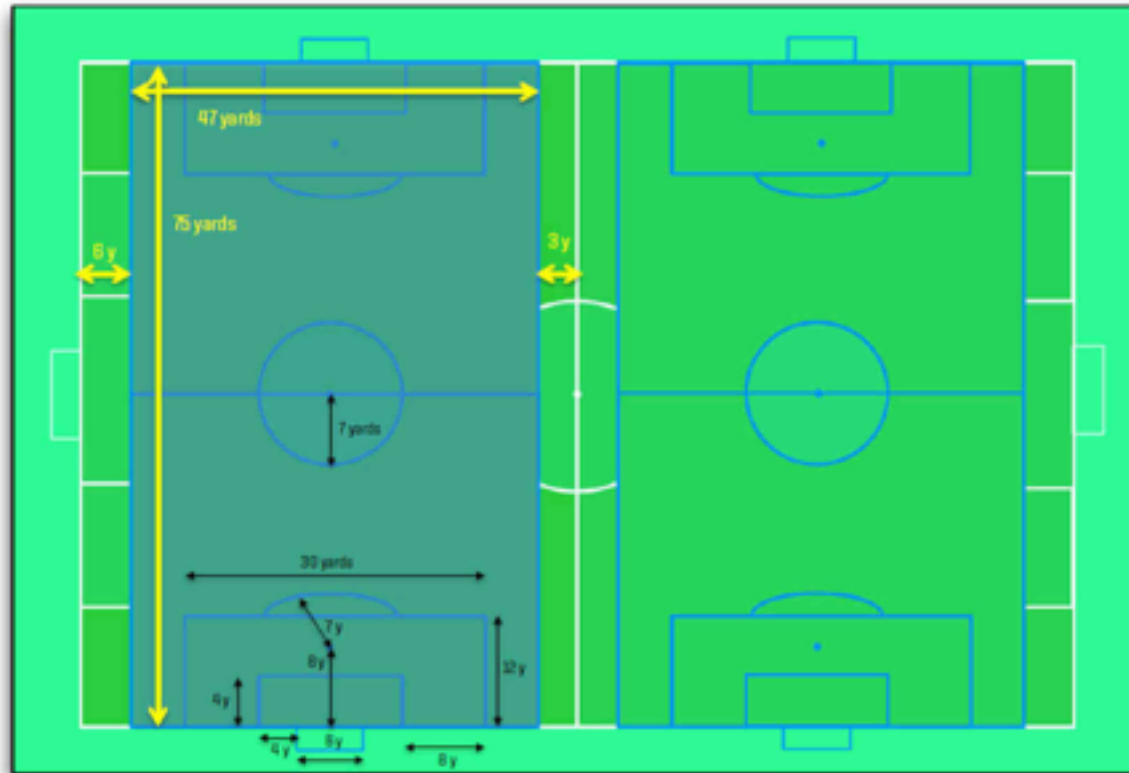


	U6	U7	U8	U9	U10	U11	U12	U13
Field Size	30x20 yards	30x20 yards	30x20 yards	47x30 yards	47x30 yards	75x47 yards	75x47 yards	112x75 yards
# of Players	4v4	4v4	4v4	7v7	7v7	9v9	9v9	11v11
GK	No	No	No	Yes	Yes	Yes	Yes	Yes
Playing Times	4x 8 min	4x 8 min	3x 15 min	2x 25 min	2x 25 min	2x 30 min	2x 30 min	2x 35 min
Break Times	5 min	5 min	5 min	10 min	10 min	10 min	10 min	15 min
Ball Size	3	3	3	4	4	4	4	5
Goal Size	4'x6'	4'x6'	4'x6'	6.5'x18.5'	6.5'x18.5'	6.5'x18.5'	6.5'x18.5'	8'x24'
Offside	No	No	No	Yes	Yes	Yes	Yes	Yes

Development Field - 7v7



Small Sided Field - 9v9



Field Types and Progression



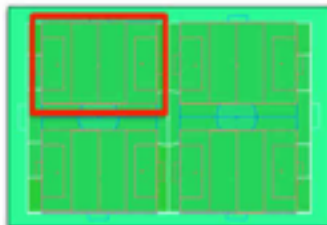
FULL SIZE FIELD

1. 112x75 yards
2. 11v11
3. U13 onwards
4. White lines
5. One field



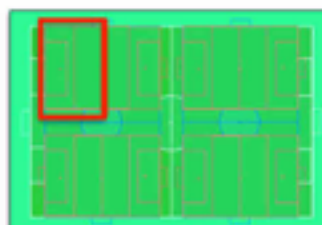
SMALL SIDED FIELD

1. 75x47 yards
2. 9v9
3. U11 and U12
4. Blue lines
5. Two fields



DEVELOPMENT FIELD

1. 47x30 yards
2. 7v7
3. U9 and U10
4. Red lines
5. Four fields



MINI FIELD

1. 30x20 yards
2. 4v4
3. U6, U7 and U8
4. Red lines
5. Eight fields